



| inserts: |                      | page    |
|----------|----------------------|---------|
| CD       | 80 poles + ⊕         | 46      |
| CDD      | 144 poles + ⊕        | 59      |
| CQE      | 64 poles + ⊕         | 78      |
| CN       | 32 poles + ⊕         | 84      |
| CCE      | 32 poles + ⊕         | 94      |
| CNE, CSE | 32 poles + ⊕         | 95      |
| CSS      | 32 poles + ⊕         | 102     |
| CMSE     | 12+4 (aux) poles + ⊕ | 120     |
| CMCE     | 12+4 (aux) poles + ⊕ | 120     |
| CME      | 12+4 (aux) poles + ⊕ | 121     |
| CP       | 12 poles + ⊕         | 128     |
| MIXO     | 4 + 4 modules        | 137-151 |

insert centre distance: **2 x (77.5 x 27) mm**

The covers for C, G and LG versions cannot be used together with coding pins. If this application is required, please contact ILME SpA.

### hoods with 2 levers



### covers



| description  | part No.        |          | part No.          |         | part No.  |
|--|-----------------|----------|-------------------|---------|---|
|  |                 | entry Pg |                   | entry M |   |
| with levers, side entry <sup>1)</sup>  | <b>CHO 32 X</b> | 36       | <b>MHO 32 X40</b> | 40      |   |
| with levers, side entry, without adaptor * <sup>1)</sup>   | <b>CFO 32 X</b> | 36       | <b>MFO 32 X40</b> | 40      |   |
| with levers, top entry <sup>1)</sup>   | <b>CHV 32 X</b> | 36       | <b>MHV 32 X40</b> | 40      |   |
| with levers, top entry, without adaptor * <sup>1)</sup>  | <b>CFV 32 X</b> | 36       | <b>MFV 32 X40</b> | 40      |   |
| with 4 pegs (for enclosures with 2 levers with gasket)<br>with 4 pegs and gasket (for enclosures with 2 levers) <sup>2)</sup><br>with 2 pegs (for enclosures with 1 lever with gasket) |                 |          |                   |         | <b>CHC 32</b><br><b>CHC 32 C</b><br><b>CHC 32 L</b> |
| with 2 levers (for hoods with 4 pegs)<br>with 1 lever (for hoods with 2 pegs)  |                 |          |                   |         | <b>CHC 32 G</b><br><b>CHC 32 LG</b>                 |

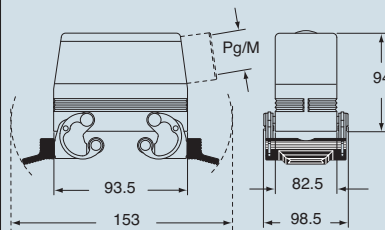
\* enclosure without adaptor, threaded on the body, to be used only with a complete cable clamp.

<sup>1)</sup> May be combined with CHI 32 CS housings

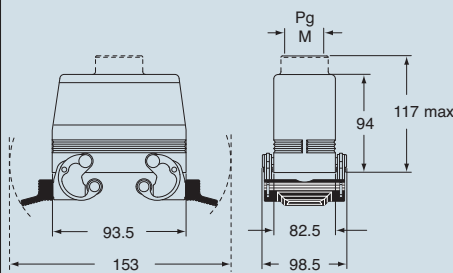
<sup>2)</sup> May be combined with hoods:  
- CHO/CFO 32 X and CHV/CFV 32 X  
- MHO/MFO 32 X and MHV/MFV 32 X

### dimensions in mm

#### CHO/CFO X and MHO/MFO X



#### CHV/CFV X and MHV/MFV X



### dimensions in mm

#### CHC



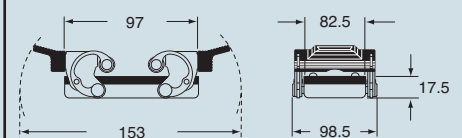
#### CHC C



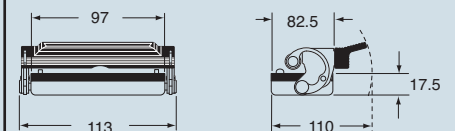
#### CHC L



#### CHC G



#### CHC LG



**CAUS**® Type 4/4X/12

dimensions shown are not binding and may be changed without notice